



# QDD30TSC

## Electric Tractor 3.0t

Super Towing Capacity, Highly-efficient Performance;  
Sit-down Operation, Comfortable & Safe.

EP EQUIPMENT CO.,LTD  
[www.ep-ep.com](http://www.ep-ep.com)



## FEATURE

### Performance

- AC Traction system, big torque, strong grade ability, powerful traction, can overcome all the uneven working condition.
- AMP connector electric wires and cables, greatly reducing electric parts failure rate.
- Flexibly connected rear axle, greatly reduces vibration.
- 415mm solid pneumatic tyre, great performance in door and out door.



### Safety

- Seat switch avoids wrong operation.
- Automatic braking and reverse current braking when foot switch is off or travel switch is neutral.
- Emergency disconnecter will cut off power source to avoid accident when truck goes out of control.
- Anti-rolling back brake keeps the truck from skidding down when truck is out of control or travelling on ramp.
- Hydraulic brake, reverse current brake and mechanical brake.
- Dual-monitoring power steering(EPS).
- Automatically slow down speed when in turn(EPS).

### Operation

- Clear layout and spacious driving room.
- Seat with suspension, more comfortable.
- Steering wheel could be adjustable with big angles to meet operator's needs.
- Big pedal & long support arm makes it comfortable & safe.
- The layout of steering wheel, brake, foot pedal, and other instruments are the same as the electric forklift, which makes it convenient to operate.
- Button at the rear of tractor allows coast travel.
- Electric power steering, smooth & comfortable (EPS).

### Maintenance

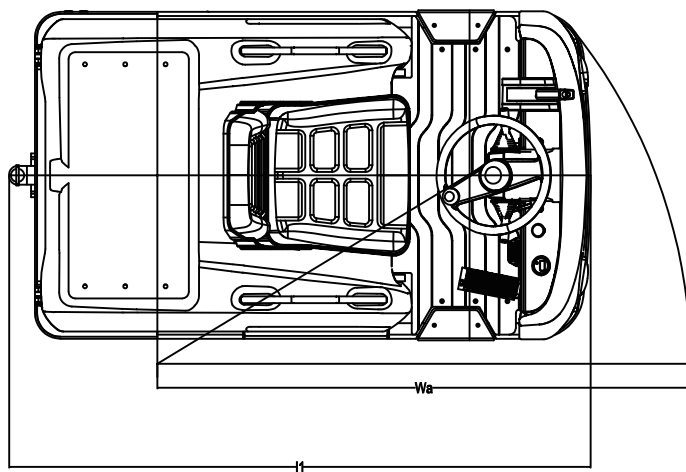
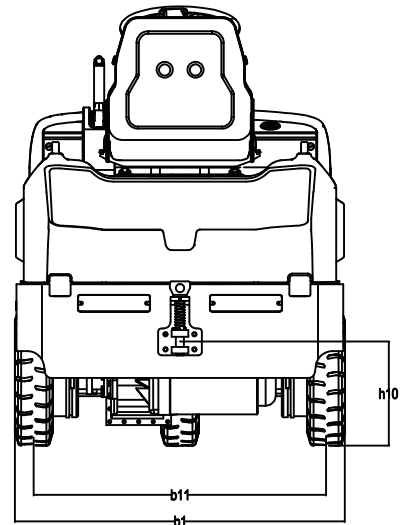
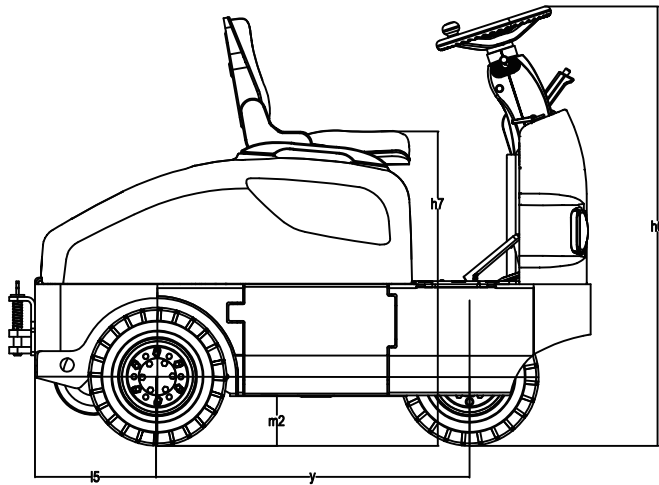
- AC traction motor, maintenance free.
- Hour meter and battery indicator will remind the operator of battery charging.
- Easily remove the back cover by only loosening four bolts; Easy access for maintenance.
- Control system allows easy trouble-shooting.
- Low voltage lift cut off design protects the battery.

# Electric Tractor 3.0t

## QDD30TSC

Distinguishing mark				
1.1	Manufacturer			EP
1.2	Model designation			QDD30TSC
1.3	Drive unit			Electrics
1.4	Operator type			seated
1.5	rated capacity	Q	t	3
1.7	Rated drawbar pull		N	750
1.9	Wheelbase	y	mm	930
Weight				
2.1	Service weight (include battery)		kg	970
2.3	Axle loading, unladen Driving/loading		kg	510/460
Types,Chassis				
3.1	Tyre type driving wheels/Loading wheels			solid rubber
3.2	Tyre size, driving wheels (diameter×width)		mm	4.00-8
3.3	Tyre size, loading wheels (diameter×width)		mm	4.00-8
3.5	Wheels, number driving/loading (x=drive wheels)		mm	1/2x
3.6	Track width, front,driving side	b10 (mm)	mm	/
3.7	Track width,rear,loading side	b11 (mm)		870
Dimensions				
4.7	Height of overhead guard (cabin)	h6 (mm)	mm	1300
4.8	Seat height/standing height	h7 (mm)	mm	910
4.12	Tow coupling height	h10(mm)	mm	287/357/427
4.13	Loading height, unladen	h11(mm)	mm	/
4.16	Length of loading surface	l3(mm)	mm	/
4.17	Overhang	l5(mm)	mm	365
4.18	Width of loading surface	b9 (mm)	mm	/
4.19	Overall length	l1 (mm)	mm	1730
4.21	Overall width	b1/ b2	mm	985
4.32	Ground clearance, center of wheelbase	h2 (mm)	mm	150
4.35	turning radius	Wa (mm)	mm	1575
4.36	Internal turning radius	b13 (mm)		1068
Performance data				
5.1	Travel speed, laden/ unladen		km/ h	7/15
5.5	Drawbar pull, laden/unladen		N	750
5.6	Max. drawbar pull, laden/unladen		N	3000
5.8	Service brake type			Hydraulic / Mechanical
5.10.1	Park brake type			Mechanical
Electric-engine				
6.1	Drive motor rating S2 60 min		kW	4
6.3	The maximum allowed size battery		mm	—
6.4	Battery voltage/nominal capacity K5		V/ Ah	48/ 240
6.5	Battery weight		kg	431
Addition data				
8.1	Type of drive unit			AC
10.5	Steering type			Electronic
10.7	Sound pressure level at the driver's ear		dB (A)	70
10.8	Towing coupling, type DIN 15170			Bolt type

If there are improvements of technical parameters or configurations, no further notice will be given.  
The diagram shown may contain non-standard configurations.



## Option

Options	QDD30TSC
Driving wheel	●
Battery capacity	○
Lateral change battery	●
Front light	●
Warning light	○
Steering light	●
Cockpit	○
Side to pull the car	○
Note: ● standard ○ option — NA	