



# EPT18-EHJ


## Semi Electric Truck 1.8t

New Choice of Entry-level Electric Pallet Truck  
1800KG capacity ,light weight and compact size  
equivalent to hand pallet trucks.  
Offers various options for application solutions

EP EQUIPMENT CO.,LTD  
[www.ep-ep.com](http://www.ep-ep.com)



## FEATURE



### ■ Performance

The innovative PMM Permanent Magnet Motor technology provide reliable and energy saving solution

MOLEX/AMP connectors and durable electric wires greatly reduce malfunctions of components  
Auto "SLEEP" mode protect batteries.

### ■ Patented Design:

New Integrated Control Head Design  
Electrical layout patent.

### ■ Operation :

Ergonomically-designed tiller head helps increase efficiency.

Internal Charger for Easy Charging.

Adopt hand pallet truck lifting system, perfect for start-level operator.

### ■ Maintenance :

Assembly Components, Easy for Diagnosis and Replacing

Low voltage protection setting slow down travel speed when batteries hit charging level.

Control system allows easy trouble-shooting

### ■ Safety :

Handy Emergency Disconnect Button & Driving Unit ensure safety under any situation.

Emergency reverse belly button protects the operator from getting hurt.

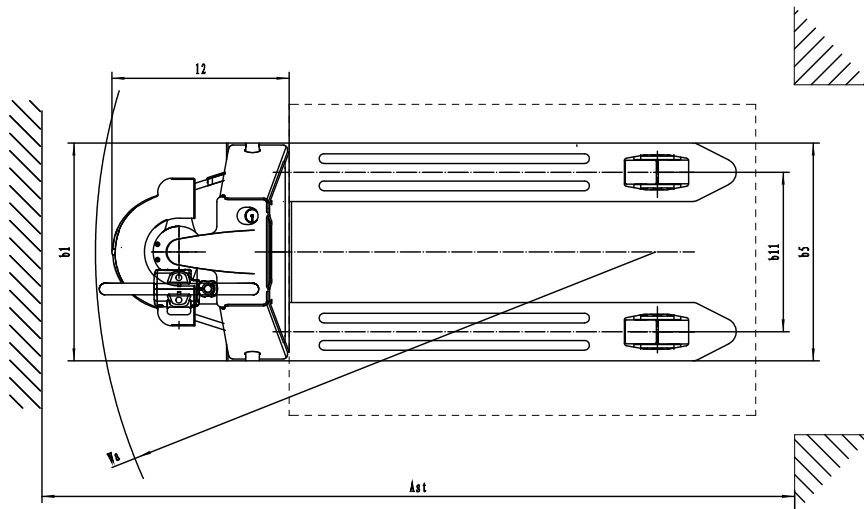
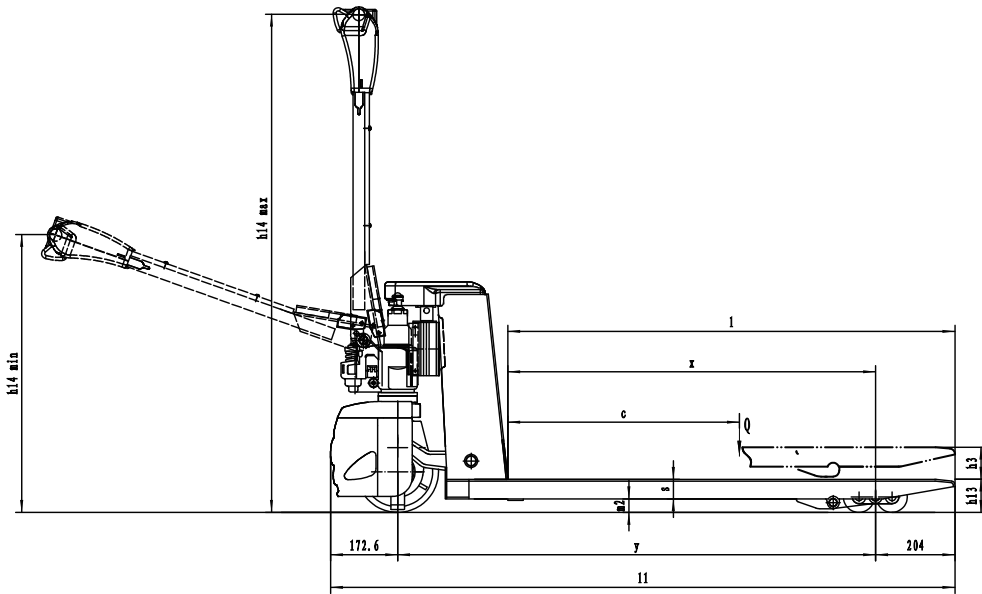
Anti-rolling back brake keeps the truck from skidding down when truck is out of control or travelling on ramp.

# Semi Electric Truck 1.8t

## EPT18-EHJ

Distinguishing mark				
1.1	Manufacturer			EP
1.2	Model designation			EPT18-EHJ
1.3	Drive unit			Battery
1.4	Operator type			Walkie
1.5	rated capacity	Q	kg	1800
1.6	Load center distance	c	mm	600
1.8	Load distance	x	mm	882/946
1.9	Wheelbase	y	mm	1169/1233
Weight				
2.1	Service weight (include battery)		kg	145
2.2	Axle loading, laden driving side/loading side		kg	620/1325
2.3	Axle loading, unladen driving side/loading side		kg	115/30
Types, Chassis				
3.1	Tyre type driving wheels/loading wheels			PU/PU
3.2	Tyre size, driving wheels (diameter×width)		mm	Φ210×70
3.3	Tyre size, loading wheels (diameter×width)		mm	2x Φ80×60 (Φ74×88)
3.5	Wheels, number driving, caster/loading (x=drive wheels)		mm	1x /4(1x /2)
3.7	Track width, rear, loading side	b <sub>11</sub>	mm	410 (535)
Dimensions				
4.4	Lift height	h <sub>3</sub>	mm	115
4.9	Height drawbar in driving position min./max.	h <sub>14</sub>	mm	715/1280
4.15	Lowered height	h <sub>13</sub>	mm	85(75)
4.19	Overall length	l <sub>1</sub>	mm	1613
4.20	Length to face of forks	l <sub>2</sub>	mm	463
4.21	Overall width	b <sub>1</sub> / b <sub>2</sub>	mm	560(685)
4.22	Fork dimensions	s/ e/ l	mm	50/150/1150
4.25	Outside width of the forks	b <sub>5</sub>	mm	560/685
4.32	Ground clearance, center of wheelbase	m <sub>2</sub>	mm	35(25)
4.34.1	Aisle width for pallets 1000 × 1200 crossways	A <sub>st</sub>	mm	1684
4.34.2	Aisle width for pallets 800 × 1200 lengthways	A <sub>st</sub>	mm	1884
4.35	Turning radius	W <sub>a</sub>	mm	1430
Performance data				
5.1	Travel speed, laden/ unladen	km/ h	km/h	3.5/4
5.2	Lifting speed, laden/ unladen		m/ s	10mm/time
5.3	Lowering speed, laden/ unladen		m/ s	manual lowering
5.8	Max. gradeability, laden/unladen		%	5/10
5.1	Service brake type			Electromagnetic
Electric-engine				
6.1	Drive motor rating S2 60 min		kW	0.65
6.2	Lift motor rating at S3 15%		kW	Manual Lifting
6.3	The maximum allowed size battery		mm	185/125/190
6.4	Battery voltage/nominal capacity K20		V/ Ah	12*2/30Ah
6.5	Battery weight		kg	9.5*2
Addition data				
8.1	Type of drive control			DC
10.5	Steering type			Mechanical
10.7	Sound pressure level at the driver's ear		dB (A)	74

If there are improvements of technical parameters or configurations, no further notice will be given.  
The diagram shown may contain non-standard configurations.



## Option

Options	type	EPT18-EHJ
Fork length		○700 ~ 1500
Fork width	ground clearance40mm	○280/520
	Regular	○520/600
Single load wheel	ground clearance40mm	—
	ground clearance 75mm	○
Driving wheel		○PU wheel with Pattern
Balance wheel	Regular	—
	ground clearance40mm	Regular: ○ fork width > 280 Fork length > 1400: ●
Fork lowered height		○40mm ((capacity < 1000kg)
handle of 12ez	ground clearance40mm	●
	Regular	○

Note: Regular: Fork length < 1400, capacity 1.8T; Fork length ≥ 1400, capacity 1.2T; ground clearance: capacity 1.0T

Note: ● standard ○ option — NA